

2023/2024 SCHOOL STATISTICS



Ministry of Education
Republic of Maldives
www.moe.gov.mv





Produced and Published By:
Policy, Planning and Research Division
Ministry of Education
8th Floor, Velaanaage
Ameer Ahmed Magu
Male' 20094, Republic of Maldives
GP Code: 5GH7+75 Male'
Tel: +960 332 3262
E-mail Address: planning@moe.gov.mv
Website: www.moe.gov.mv

School Statistics 2023/2024



Foreword

School statistics are essential for achieving the education sector targets aligned with the Government's commitments. Since 1986, the Ministry of Education has published the School Statistics series, providing policymakers, educational planners, administrators, researchers, and other stakeholders with comprehensive data to support informed decision-making. Reliable statistical information is critical for measuring progress, managing resources, and guiding strategic initiatives, thereby shaping both scientific and societal advancements.

The Ministry of Education is pleased to present *School Statistics 2023/2024*, compiled using data as of November 2023, representing the academic year 2023/2024. This latest edition offers a comprehensive overview of school-based data, enabling government agencies, non-governmental organizations, and private sector partners to plan and implement programmes and projects more effectively in support of the nation's educational development.

The Policy, Planning and Research Division of the Ministry of Education extends its sincere appreciation to all schools for their cooperation in providing the data required for this report. Acknowledgement is also due to the various bodies within the Ministry for their contributions throughout the preparation of this report. The Ministry further expresses its gratitude to the National Bureau of Statistics (NBS) for providing population data.

It is hoped that *School Statistics 2023/2024* will continue to serve as a vital reference, offering significant insights to all stakeholders engaged in the advancement of education in the Maldives.



Table of Contents

Foreword	3
Glossary	6
Nationwide Student Enrollment Overview	7
Nationwide Teacher Workforce Overview	8
Nationwide Schools Overview	9
Student Enrollment Statistics by Gender, Key stage, Sector and Locality	10
Student Enrollment Statistics by Grade, Sector and Gender	11
Schools and Student Enrollment by Sector and Locality	12
Student Enrollment Statistics by Grade and Locality	13
Nationwide Pre-Primary Student Enrollment Statistics by Age	16
Nationwide Primary Student Enrollment Statistics by Age	17
Nationwide Secondary Student Enrollment Statistics by Age	18
Nationwide Higher Secondary Student Enrollment Statistics by Age	19
Gross and Net Enrollment Ratio, and Gender Parity Index	20
Overall Student Enrollment Statistics by Grade in Haa Alif Atoll	21
Overall Student Enrollment Statistics by Grade in Haa Dhaalu Atoll	22
Overall Student Enrollment Statistics by Grade in Shaviyani Atoll	23
Overall Student Enrollment Statistics by Grade in Noonu Atoll	24
Overall Student Enrollment Statistics by Grade in Raa Atoll	25



Table of Contents

Overall Student Enrollment Statistics by Grade in Baa Atoll	26
Overall Student Enrollment Statistics by Grade in Lhaviyani and Kaafu Atoll	27
Overall Student Enrollment Statistics by Grade in Alif Alif Atoll	28
Overall Student Enrollment Statistics by Grade in Alif Dhaalu Atoll	29
Overall Student Enrollment Statistics by Grade in Vaavu and Meemu Atoll	30
Overall Student Enrollment Statistics by Grade in Faafu and Dhaalu Atoll	31
Overall Student Enrollment Statistics by Grade in Thaa Atoll	32
Overall Student Enrollment Statistics by Grade in Laamu Atoll	33
Overall Student Enrollment Statistics by Grade in Gaafu Alif Atoll	34
Overall Student Enrollment Statistics by Grade in Gaafu Dhaalu and Gnaviyani Atoll	35
Overall Student Enrollment Statistics by Grade in Seenu Atoll and Greater Male' Region	36
Schools, Student Enrollment, and Teacher Distribution by Locality	37



Glossary

Pre-Kindergarten (Pre-K) – Includes Baby Nursery (BN) and Nursery (N).

Kindergarten (K) – Commonly referred to as the foundation stage in the Maldives. It includes Lower Kindergarten (LKG) and Upper Kindergarten (UKG).

Key Stage 1 (KS1) – Includes education levels Grades 1 to 3.

Key Stage 2 (KS2) – Includes education levels Grades 4 to 6.

Key Stage 3 (KS3) – Includes education levels Grades 7 to 8.

Key Stage 4 (KS4) – Includes education levels Grades 9 to 10.

Key Stage 5 (KS5) – Includes education levels Grades 11 to 12.

Community School – Schools jointly managed by both the government and the community.

Government School – A school fully funded and operated by the government.

Private School – A fee-charging school operated by private individuals or organizations, registered and regulated by the Ministry of Education in accordance with relevant laws and regulations.

Pre-Primary Education – Educational level covering Lower Kindergarten (LKG) and Upper Kindergarten (UKG).

Primary Education – Educational level covering Grades 1 to 6.

Secondary Education – Educational level covering Grades 7 to 10.

Higher Secondary Education – Educational level covering Grades 11 to 12.

Greater Male' Region - Includes Male', Vilimale', Hulhumale' (Phase 1 and Phase 2)

Net Enrollment Ratio (NER) – Percentage of children within the official age group enrolled in the appropriate school level.

Gross Enrollment Ratio (GER) – Total enrollment at a given level, regardless of age, expressed as a percentage of the population of the corresponding age group.

Gender Parity Index (GPI) – Ratio of female to male enrollment at a specific education level.

Government Education-Mandated Grades – Compulsory education levels in the Maldives from LKG to Grade 10 (Between ages 4-16).



Nationwide Student Enrollment Overview

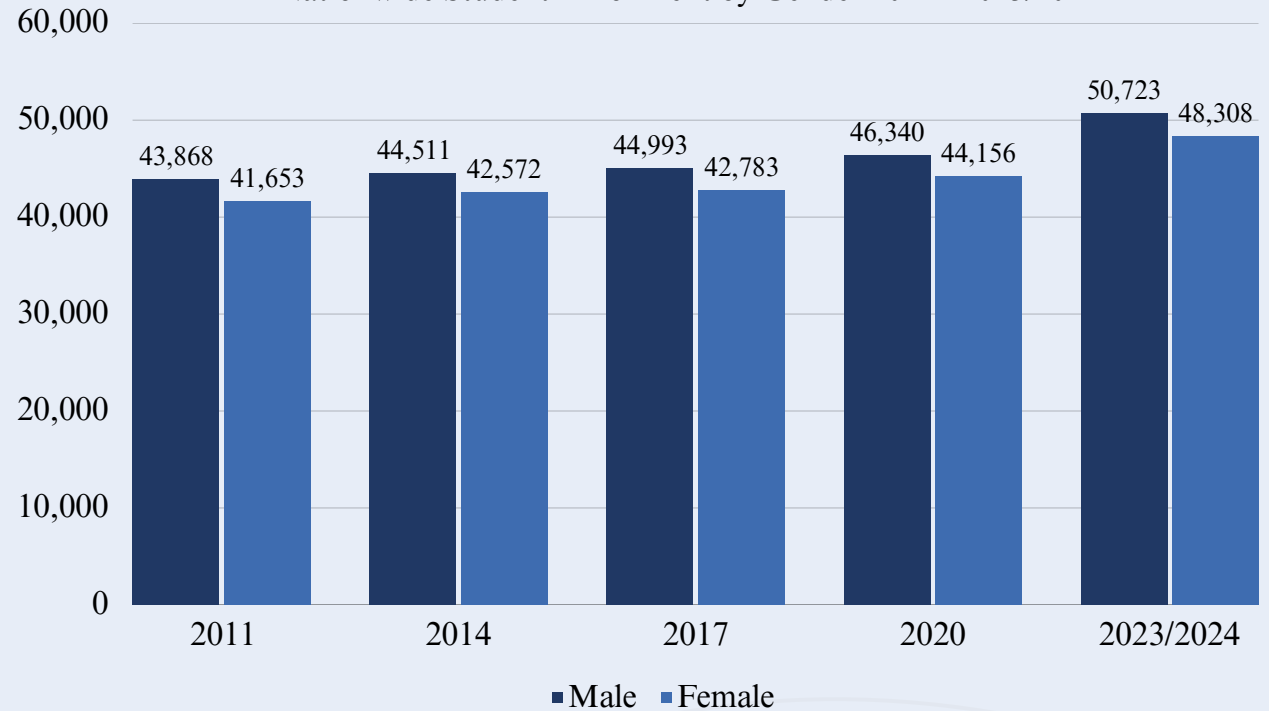


50,723
Male

48,308
Female

99,031
Students


Nationwide Student Enrollment by Gender 2011 - 2023/2024



The chart above illustrates nationwide student enrollment by gender, presenting data at three-year intervals from 2011 - 2023/2024



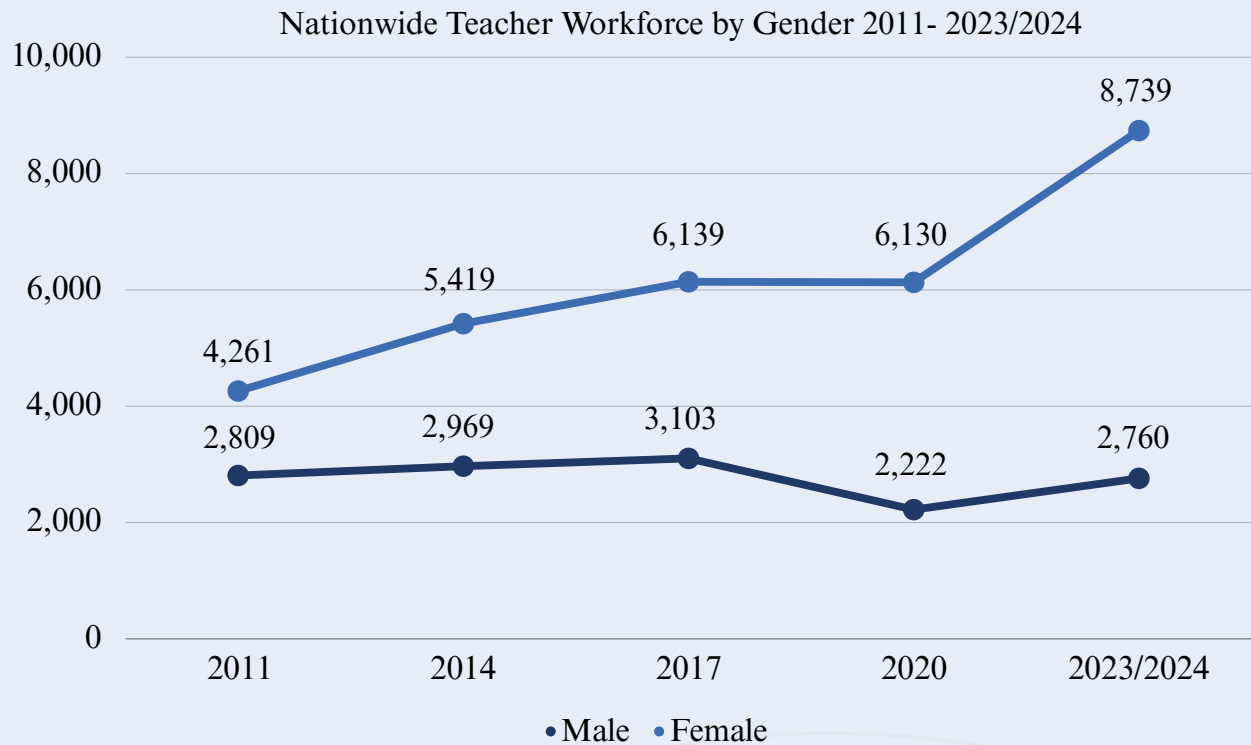
Nationwide Teacher Workforce Overview



2,760
Male

8,739
Female

11,499
Teachers



The chart above illustrates the nationwide teacher workforce by gender, presenting data at three-year intervals from 2011- 2023/2024



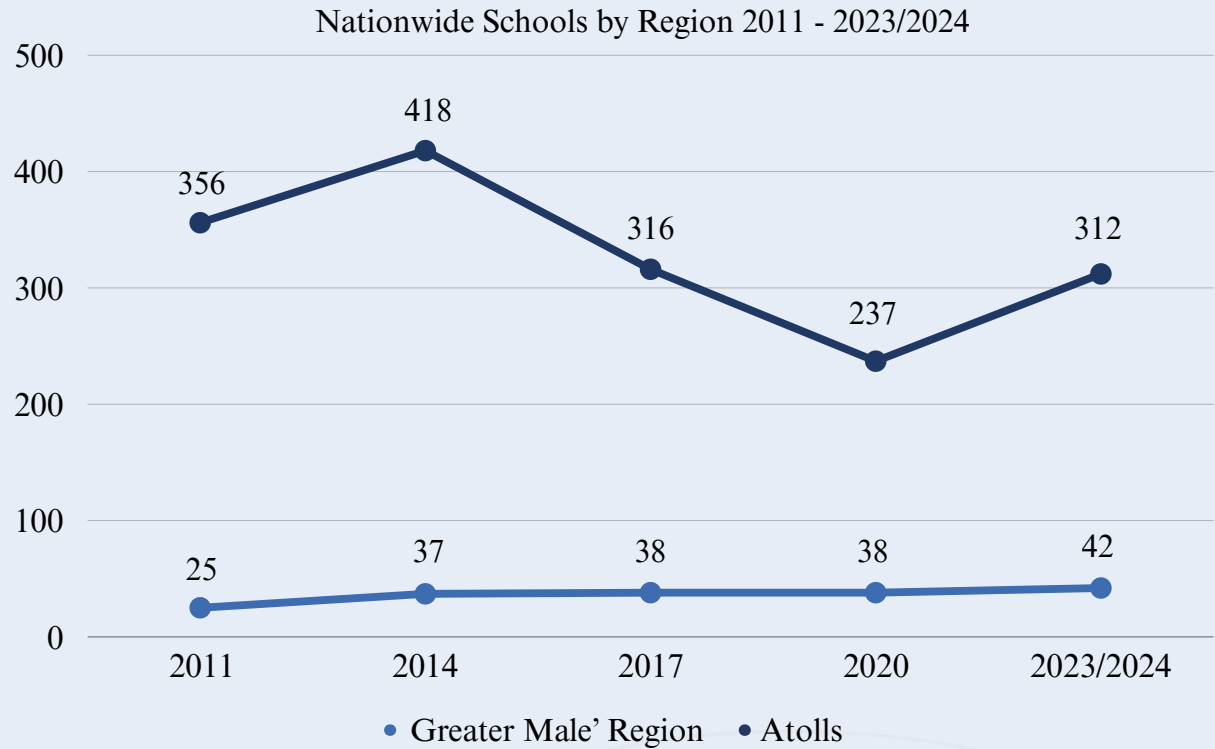
Nationwide Schools Overview



42
Greater
Male'
Region

354
Schools

312
Atolls



The chart above illustrates the nationwide schools categorized into Greater Male' Region and other atolls, presenting data at three-year intervals from 2011 to 2023/2024



Student Enrollment Statistics by Gender, Key stage, Sector and Locality

2023/2024

Number of Students by Gender and Key Stage - as of Nov 2023									Number of Students by Gender and Sector - as of Nov 2023				
	Pre-K	K	KS1	KS2	KS3	KS4	KS5	Total		Community	Government	Private	Total
Male	3,507	7,065	11,787	11,725	7,563	7,157	1,919	50,723	Male	2,660	41,902	6,161	50,723
Female	3,432	6,407	11,503	10,603	7,123	6,736	2,504	48,308	Female	2,828	39,530	5,950	48,308
Total	6,939	13,472	23,290	22,328	14,686	13,893	4,423	99,031	Total	5,488	81,432	12,111	99,031

Number of students by Sector and Key Stage - as of Nov 2023									Number of students by Locality and Key stage - as of Nov 2023								
	Pre-k	K	KS1	KS2	KS3	KS4	KS5	Total		Pre-k	K	KS1	KS2	KS3	KS4	KS5	Total
Community	2,270	1,206	300	368	284	381	679	5,488	Atolls	3,357	7,692	12,999	12,018	7,951	7,308	1,003	52,328
Government	93	8,923	21,780	20,920	13,819	13,089	2,808	81,432	Addu City	103	241	412	401	275	305	324	2,061
Private	4,576	3,343	1,210	1,040	583	423	936	12,111	Fuvammulah City	159	262	519	572	414	394	103	2,423
									Kulhudhuffushi City	178	333	675	723	488	395	142	2,934
									Greater Male' Region	2,990	4,731	8,309	8,261	5,351	5,277	2,788	37,707
									Thinadhoo City	152	213	376	353	207	214	63	1,578
Total	6,939	13,472	23,290	22,328	14,686	13,893	4,423	99,031	Total	6,939	13,472	23,290	22,328	14,686	13,893	4,423	99,031



Student Enrollment Statistics by Grade, Sector and Gender

2023/2024

Number of Students by Grade, Sector and Gender - as of Nov 2023																		
Sector	Gender	BN	N	LKG	UKG	GR1	GR2	GR3	GR4	GR5	GR6	GR7	GR8	GR9	GR10	GR11	GR12	Total
Government	M	17	35	2,127	2,555	3,435	4,145	3,463	3,517	3,690	3,799	3,608	3,536	3,478	3,297	628	572	41,902
	F	17	24	1,908	2,333	3,373	4,054	3,310	3,208	3,350	3,356	3,269	3,406	3,269	3,045	843	765	39,530
	T	34	59	4,035	4,888	6,808	8,199	6,773	6,725	7,040	7,155	6,877	6,942	6,747	6,342	1,471	1,337	81,432
Private	M	922	1,385	924	826	211	189	200	183	187	180	142	145	118	106	297	146	6,161
	F	933	1,336	825	768	196	216	198	171	172	147	146	150	114	85	348	145	5,950
	T	1,855	2,721	1,749	1,594	407	405	398	354	359	327	288	295	232	191	645	291	12,111
Community	M	513	635	265	368	42	50	52	54	56	59	61	71	92	66	151	125	2,660
	F	455	667	280	293	49	61	46	74	61	64	62	90	118	105	211	192	2,828
	T	968	1,302	545	661	91	111	98	128	117	123	123	161	210	171	362	317	5,488
Nationwide Total	M	1,452	2,055	3,316	3,749	3,688	4,384	3,715	3,754	3,933	4,038	3,811	3,752	3,688	3,469	1,076	843	50,723
	F	1,405	2,027	3,013	3,394	3,618	4,331	3,554	3,453	3,583	3,567	3,477	3,646	3,501	3,235	1,402	1,102	48,308
	T	2,857	4,082	6,329	7,143	7,306	8,715	7,269	7,207	7,516	7,605	7,288	7,398	7,189	6,704	2,478	1,945	99,031



Schools and Student Enrollment by Sector and Locality

2023/2024

Student Enrollment by Sector and Locality as of Nov 2023													
Locality	GOVERNMENT			COMMUNITY			PRIVATE			TOTAL			
	Schools	Male	Female	Schools	Male	Female	Schools	Male	Female	Schools	Male	Female	Total
Greater Male' Region	19	13,477	12,720	3	1,516	1,708	20	4,791	4,624	42	19,784	19,052	38,836
Haa Alifu	14	1,914	1,827	6	50	44	1	41	46	21	2,005	1,917	3,922
Haa Dhaalu	15	3,009	2,821	4	79	74	3	146	141	22	3,234	3,036	6,270
Shaviyani	14	1,911	1,778	7	98	115				21	2,009	1,893	3,902
Noonu	13	1,626	1,545	10	137	126	1	15	9	24	1,778	1,680	3,458
Raa	16	2,313	2,215	5	85	97	4	70	84	25	2,468	2,396	4,864
Baa	13	1,279	1,252	7	90	95	3	26	31	23	1,395	1,378	2,773
Lhaviyani	4	1,023	1,044	1	15	14	1	33	37	6	1,071	1,095	2,166
Kaafu	9	1,597	1,453	4	85	67	2	32	27	15	1,714	1,547	3,261
Alifu Alifu	8	1,026	920	3	58	34	1	12	15	12	1,096	969	2,065
Alifu Dhaalu	10	1,195	1,108	6	98	100	1	2		17	1,295	1,208	2,503
Vaavu	4	204	198	1	5	8				5	209	206	415
Meemu	8	666	639	4	43	54	1			13	709	693	1,402
Faafu	5	779	715	2	38	26				7	817	741	1,558
Dhaalu	6	703	720	3	31	28				9	734	748	1,482
Thaa	13	1,357	1,282	9	163	153	1	19	25	23	1,539	1,460	2,999
Laamu	13	1,884	1,709	5	63	72	5	157	154	23	2,104	1,935	4,039
Gaafu Alifu	9	1,101	982	2	6	13	2	43	49	13	1,150	1,044	2,194
Gaafu Dhaalu	11	1,556	1,396				3	98	106	14	1,654	1,502	3,156
Gnaviyani	4	1,041	1,015				3	188	179	7	1,229	1,194	2,423
Seenu	8	2,241	2,191				4	488	423	12	2,729	2,614	5,343
Atolls Total	197	28,425	26,810	79	1,144	1,120	36	1,559	1,487	312	30,939	29,256	60,195
Nationwide Total	216	41,902	39,530	82	3,706	2,828	56	6,350	6,111	354	50,723	48,308	99,031



Student Enrollment Statistics by Grade and Locality 2023/2024

Number of Students by Grade, Locality and Gender - as of Nov 2023																		
Locality	Gender	BN	N	LKG	UKG	GR1	GR2	GR3	GR4	GR5	GR6	GR7	GR8	GR9	GR10	GR11	GR12	Total
HA	M	34	51	139	172	163	175	158	170	158	157	141	156	163	147	5	16	2,005
	F	24	62	128	166	153	194	166	137	140	146	151	144	141	121	16	28	1,917
	T	58	113	267	338	316	369	324	307	298	303	292	300	304	268	21	44	3,922
HDH	M	84	141	182	225	215	305	242	248	280	291	263	251	209	217	43	38	3,234
	F	87	128	151	229	217	286	222	250	233	240	235	244	217	197	62	38	3,036
	T	171	269	333	454	432	591	464	498	513	531	498	495	426	414	105	76	6,270
SH	M	62	36	127	161	149	184	149	161	159	180	168	162	134	147	24	6	2,009
	F	51	64	122	115	156	192	139	131	121	152	155	167	148	134	33	13	1,893
	T	113	100	249	276	305	376	288	292	280	332	323	329	282	281	57	19	3,902
N	M	65	81	109	150	145	166	124	130	125	132	134	150	117	123	19	8	1,778
	F	47	83	109	137	121	156	110	117	125	151	125	139	116	109	24	11	1,680
	T	112	164	218	287	266	322	234	247	250	283	259	289	233	232	43	19	3,458
R	M	69	84	168	205	202	226	181	184	189	188	184	197	161	177	31	22	2,468
	F	80	95	183	193	181	244	167	177	175	180	161	190	175	124	31	40	2,396
	T	149	179	351	398	383	470	348	361	364	368	345	387	336	301	62	62	4,864
B	M	45	71	102	112	116	99	93	95	105	118	113	109	86	98	18	15	1,395
	F	48	77	70	88	121	105	108	111	102	94	98	121	88	97	28	22	1,378
	T	93	148	172	200	237	204	201	206	207	212	211	230	174	195	46	37	2,773
LH	M	14	24	93	98	76	112	71	103	82	79	71	88	76	62	14	8	1,071
	F	22	20	60	99	86	108	89	91	89	81	84	84	75	72	21	14	1,095
	T	36	44	153	197	162	220	160	194	171	160	155	172	151	134	35	22	2,166



Student Enrollment Statistics by Grade and Locality

2023/2024

Number of Students by Grade, Locality and Gender - as of Nov 2023																		
Locality	Gender	BN	N	LKG	UKG	GR1	GR2	GR3	GR4	GR5	GR6	GR7	GR8	GR9	GR10	GR11	GR12	Total
K	M	60	57	138	138	121	171	139	129	133	147	121	116	130	110	4		1,714
	F	44	50	109	134	126	172	116	123	130	135	107	93	118	85	5		1,547
	T	104	107	247	272	247	343	255	252	263	282	228	209	248	195	9		3,261
AA	M	30	40	77	80	79	87	85	81	101	83	74	94	83	87	11	4	1,096
	F	21	28	62	82	100	82	74	69	77	77	77	70	73	68	8	1	969
	T	51	68	139	162	179	169	159	150	178	160	151	164	156	155	19	5	2,065
ADH	M	43	46	82	88	113	131	100	96	105	110	110	88	103	78	1	1	1,295
	F	48	45	85	82	103	130	112	77	100	89	90	84	70	74	8	11	1,208
	T	91	91	167	170	216	261	212	173	205	199	200	172	173	152	9	12	2,503
V	M	2	3	7	15	19	16	18	25	18	17	10	15	23	14	2	5	209
	F	3	5	10	11	21	22	16	13	13	25	19	10	16	12	4	6	206
	T	5	8	17	26	40	38	34	38	31	42	29	25	39	26	6	11	415
M	M	19	24	66	54	49	70	48	55	49	50	56	48	60	42	11	8	709
	F	17	37	51	48	29	55	51	58	49	46	55	58	48	47	31	13	693
	T	36	61	117	102	78	125	99	113	98	96	111	106	108	89	42	21	1,402
F	M	20	18	62	70	61	77	75	67	63	62	51	60	56	50	13	12	817
	F	12	14	52	63	61	73	55	59	63	51	55	50	51	46	25	11	741
	T	32	32	114	133	122	150	130	126	126	113	106	110	107	96	38	23	1,558
Dh	M	12	19	60	56	61	84	56	51	49	42	59	78	54	44	5	4	734
	F	4	24	58	36	54	73	70	58	43	45	69	74	54	45	20	21	748
	T	16	43	118	92	115	157	126	109	92	87	128	152	108	89	25	25	1,482



Student Enrollment Statistics by Grade and Locality 2023/2024

Number of Students by Grade, Locality and Gender - as of Nov 2023																		
Locality	Gender	BN	N	LKG	UKG	GR1	GR2	GR3	GR4	GR5	GR6	GR7	GR8	GR9	GR10	GR11	GR12	Total
Th	M	54	64	132	150	104	123	99	106	108	118	136	104	96	111	23	11	1,539
	F	59	63	105	145	110	111	104	102	98	101	114	97	92	112	35	12	1,460
	T	113	127	237	295	214	234	203	208	206	219	250	201	188	223	58	23	2,999
L	M	110	110	132	142	155	177	161	161	147	154	150	135	149	173	25	23	2,104
	F	97	129	145	127	152	157	133	132	143	125	121	122	149	138	39	26	1,935
	T	207	239	277	269	307	334	294	293	290	279	271	257	298	311	64	49	4,039
GA	M	11	19	99	86	107	93	89	94	90	85	96	76	88	94	19	4	1,150
	F	14	29	73	95	81	104	82	66	89	83	77	65	83	78	23	2	1,044
	T	25	48	172	181	188	197	171	160	179	168	173	141	171	172	42	6	2,194
GD	M	31	43	91	132	114	156	130	127	142	164	120	118	134	120	15	17	1,654
	F	34	44	101	105	138	154	113	100	96	119	118	107	124	108	21	20	1,502
	T	65	87	192	237	252	310	243	227	238	283	238	225	258	228	36	37	3,156
Gn	M	25	58	66	61	95	85	85	92	105	105	104	122	109	84	17	16	1,229
	F	22	54	59	76	85	98	71	84	105	81	82	106	107	94	40	30	1,194
	T	47	112	125	137	180	183	156	176	210	186	186	228	216	178	57	46	2,423
Sn	M	38	96	167	197	180	240	203	197	225	197	237	206	211	190	70	75	2,729
	F	32	80	157	172	181	234	220	188	201	175	184	205	219	187	82	97	2,614
	T	70	176	324	369	361	474	423	385	426	372	421	411	430	377	152	172	5,343
Greater Male' Region	M	624	970	1,217	1,357	1,364	1,607	1,409	1,382	1,500	1,559	1,413	1,379	1,446	1,301	706	550	19,784
	F	639	896	1,123	1,191	1,342	1,581	1,336	1,310	1,391	1,371	1,300	1,416	1,337	1,287	846	686	19,052
	T	1,263	1,866	2,340	2,548	2,706	3,188	2,745	2,692	2,891	2,930	2,713	2,795	2,783	2,588	1,552	1,236	38,836
Nationwide Total		2,857	4,082	6,329	7,143	7,306	8,715	7,269	7,207	7,516	7,605	7,288	7,398	7,189	6,704	2,478	1,945	99,031



Nationwide Pre-Primary Student Enrollment Statistics by Age

2023/2024

Number of Students by Grade, Age and Gender - as of Nov 2023																		
Age	Pre- Kindergarten									Pre - Primary								
	Baby Nursery			Nursery			Pre-K Total			LKG			UKG			Kindergarten Total		
	M	F	Total	M	F	Total	M	F	Total	M	F	Total	M	F	Total	M	F	Total
<3	1,211	1,180	2,391	5	8	13	1,216	1,188	2,404									
3	241	225	466	858	908	1,766	1,099	1,133	2,232	47	38	85				47	38	85
4				844	755	1,599	844	755	1,599	2,063	1,919	3,982	66	56	122	2,129	1,975	4,104
5				348	356	704	348	356	704	1,205	1,056	2,261	2,221	2,081	4,302	3,426	3,137	6,563
6													1,459	1,256	2,715	1,459	1,256	2,715
7										1		1	3	1	4	4	1	5
Total	1,452	1,405	2,857	2,055	2,027	4,082	3,507	3,432	6,939	3,316	3,013	6,329	3,749	3,394	7,143	7,065	6,407	13,472



Nationwide Primary Student Enrollment Statistics by Age

2023/2024

Number of Students by Grade, Age and Gender - as of Nov 2023

Primary																								
Age	Grade 1			Grade 2			Grade 3			Key Stage 1 Total			Grade 4			Grade 5			Grade 6			Key Stage 2 Total		
	M	F	Total	M	F	Total	M	F	Total	M	F	T	M	F	Total	M	F	Total	M	F	Total	M	F	T
4																								
5	34	48	82							34	48	82												
6	1,951	1,987	3,938	5	10	15				1,956	1,997	3,953												
7	1,698	1,580	3,278	1,705	1,795	3,500	4	7	11	3,407	3,382	6,789												
8	5	3	8	2,668	2,525	5,193	920	945	1,865	3,593	3,473	7,066	6	8	14							6	8	14
9				6	1	7	2,780	2,591	5,371	2,786	2,592	5,378	917	918	1,835	3	12	15				920	930	1,850
10							11	11	22	11	11	22	2,814	2,524	5,338	879	886	1,765				3,693	3,410	7,103
11													17	3	20	3,018	2,678	5,696	845	843	1,688	3,880	3,524	7,404
12																33	7	40	3,165	2,711	5,876	3,198	2,718	5,916
13																			28	13	41	28	13	41
14																								
15																								
16																								
17																								
18																								
> 18																								
Total	3,688	3,618	7,306	4,384	4,331	8,715	3,715	3,554	7,269	11,787	11,503	23,290	3,754	3,453	7,207	3,933	3,583	7,516	4,038	3,567	7,605	11,725	10,603	22,328



Nationwide Secondary Student Enrollment Statistics by Age

2023/2024

Number of Students by Grade, Age and Gender - as of Nov 2023

Secondary																		
Age	Grade 7			Grade 8			Key Stage 3 Total			Grade 9			Grade 10			Key Stage 4 Total		
	M	F	Total	M	F	Total	M	F	T	M	F	Total	M	F	Total	M	F	T
<10																		
10																		
11																		
12	783	768	1,551	8	6	14	791	774	1,565									
13	2,994	2,689	5,683	787	826	1,613	3,781	3,515	7,296	5	15	20				5	15	20
14	34	20	54	2,909	2,799	5,708	2,943	2,819	5,762	824	844	1,668	2	8	10	826	852	1,678
15				48	15	63	48	15	63	2,795	2,600	5,395	787	783	1,570	3,582	3,383	6,965
16										61	40	101	2,602	2,398	5,000	2,663	2,438	5,101
17										3	2	5	75	43	118	78	45	123
18													3	3	6	3	3	6
19																		
20																		
21																		
22																		
23																		
>23																		
Total	3,811	3,477	7,288	3,752	3,646	7,398	7,563	7,123	14,686	3,688	3,501	7,189	3,469	3,235	6,704	7,157	6,736	13,893



Nationwide Higher Secondary Student Enrollment Statistics by Age 2023/2024

Number of Students by Grade, Age and Gender - as of Nov 2023									
Higher Secondary									
Age	Grade 11			Grade 12			Key Stage 5 Total		
	M	F	Total	M	F	Total	M	F	T
<10									
10									
11									
12									
13									
14									
15	3	2	5				3	2	5
16	268	403	671	2		2	270	403	673
17	788	984	1,772	189	269	458	977	1,253	2,230
18	17	13	30	626	806	1,432	643	819	1,462
19				25	26	51	25	26	51
20				1	1	2	1	1	2
21									
22									
23									
>23									
Total	1,076	1,402	2,478	843	1,102	1,945	1,919	2,504	4,423

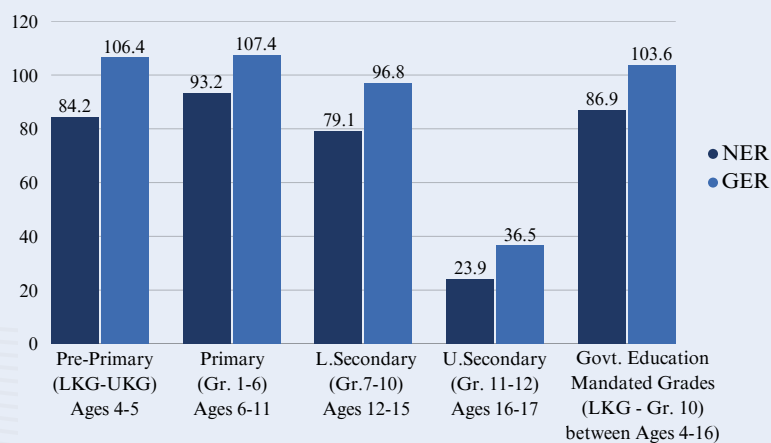


Gross and Net Enrolment Ratios, and Gender Parity Index 2023/2024

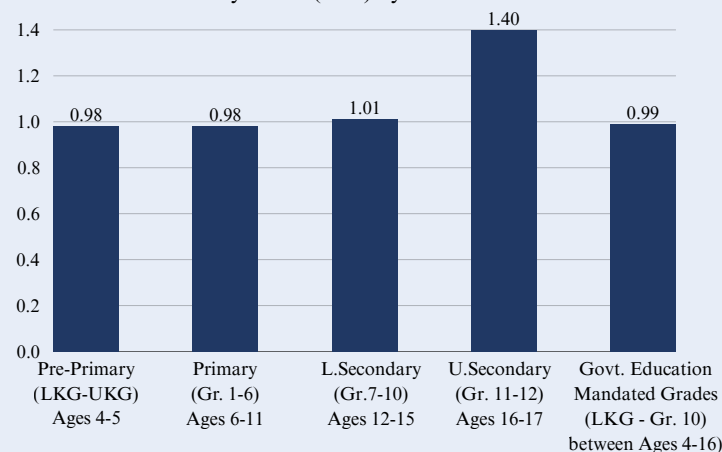
GER, NER and GPI for Phases Pre-Primary - Upper Secondary - as of Nov 2023																
Level /Age Group	Maldivian Population			Enrolment (Official age)			Enrolment (Total)			Net Enrolment Ratio			Gross Enrolment Ratio			Gender Parity Index
	Male	Female	Total	Male	Female	Total	Male	Female	Total	Male	Female	Both Sexes	Male	Female	Both Sexes	
Pre-Primary (LKG-UKG) Ages 4-5	6,587	6,080	12,667	5,555	5,112	10,667	7,065	6,407	13,472	84.3	84.1	84.2	107.3	105.4	106.4	0.98
Primary (Grades 1 - 6) Ages 6-11	21,701	20,775	42,476	20,252	19,327	39,579	23,512	22,106	45,618	93.3	93.0	93.2	108.3	106.4	107.4	0.98
Secondary Level (Grades 7 -10) Ages 12-15	15,298	14,215	29,513	11,976	11,373	23,349	14,720	13,859	28,579	78.3	80.0	79.1	96.2	97.5	96.8	1.01
Higher Secondary (Grades 11-12) Ages 16-17	6,273	5,859	12,132	1,247	1,656	2,903	1,919	2,504	4,423	19.9	28.3	23.9	30.6	42.7	36.5	1.40
Govt. Education Mandated Grades (LKG-10) Between Ages 4-16	43,586	41,070	84,656	37,783	35,812	73,595	45,297	42,372	87,669	86.7	87.2	86.9	103.9	103.2	103.6	0.99

Note: Population data is based on the 2022 Maldives Population and Housing Census, adjusted for 2023. Both population and student enrollment figures in the table exclude foreign nationals and Maldivian emigrants. According to UNESCO Institute for Statistics (UIS), a Gender Parity Index (GPI) between 0.97 and 1.03 indicates gender parity. The overall GPI of 0.99 for the government-mandated grades (LKG-10) therefore reflects gender parity in enrolment.

Comparison of Gross and Net Enrollment rates 2023/2024



Gender Parity Index (GPI) by Levels 2023/2024





Overall Student Enrollment Statistics by Grade in Haa Alif Atoll

2023/2024

Enrollment in Haa Alif Atoll Islands - as of Nov 2023																																				
Island	Pre K				Kindergarten				Key Stage 1						Key Stage 2						Key Stage 3				Key Stage 4				Key Stage 5				Sub Total		Percentage	
	BN		N		LKG		UKG		GR1		GR2		GR3		GR4		GR5		GR6		GR7		GR8		GR9		GR10		GR11		GR12					
	M	F	M	F	M	F	M	F	M	F	M	F	M	F	M	F	M	F	M	F	M	F	M	F	M	F	M	F	M	F	M	F	M	F	M	F
Baarah	2	3	10	12	15	6	12	18	12	8	17	15	7	11	16	11	13	7	9	17	9	10	9	9	15	6	14	10					160	143	52.81	47.19
Dhidhdhoo			3	1	32	41	43	52	47	45	33	41	45	45	39	41	46	38	40	33	29	43	48	36	42	33	42	33	1	4	11	15	501	501	50.00	50.00
Filladhoo					6	3	9	6	3	8	5	3	2	6	7	5	7	5	6	5	5	7	4	5	4	7	6	2					64	62	50.79	49.21
Hoarafushi					14	15	22	17	17	17	23	21	17	13	23	15	18	14	22	13	12	20	15	21	19	24	13	13					215	203	51.44	48.56
Ihavandhoo	16	12	25	34	36	25	39	33	42	25	42	45	34	40	41	29	32	32	28	30	33	29	35	35	47	29	30	28	4	12	5	13	489	451	52.02	47.98
Kelaa					10	9	12	11	13	8	11	12	11	13	5	8	7	11	11	9	15	8	6	9	10	8	12	6					123	112	52.34	47.66
Maarandhoo					3	9	9	1	5	12	9	13	12	5	11	4	9	9	11	5	10	2	6	7	7	5	7	9					99	81	55.00	45.00
Mulhadhoo	5	1	2	2	1	3	6	1	3		4	2	1	1	3				3	5	1	1	5	1	1	2	3	2					38	21	64.41	35.59
Muraidhoo	5	4	8	7	6	3	5	5	5	3	7	15	5	14	8	4	7	9	9	7	10	6	12	8	5	2	5	5					97	92	51.32	48.68
Thakandhoo	3	3	1	3		2	3	2	2		2	4	2		4	3		1		2		2	1										18	22	45.00	55.00
Thuraakunu					3	3	5	4		7	5	6	2	1	2	3	9	3	5	4	5	3	4		4	9	1	2					45	45	50.00	50.00
Uligamu					1	3		2	2	6	4	4	3	6	4	5	1	4	2	4	4	2	3	4	4	4	2	2					30	46	39.47	60.53
Utheemu					6	4	3	8	3	6	10	10	9	10	4	3	7	3	7	10	8	10	7	4	1	10	6	6					71	84	45.81	54.19
Vashafaru	3	1	2	3	6	2	4	6	9	8	3	3	8	1	3	6	2	4	4	2		8	1	5	4	2	6	3					55	54	50.46	49.54
Atoll Total	34	24	51	62	139	128	172	166	163	153	175	194	158	166	170	137	158	140	157	146	141	151	156	144	163	141	147	121	5	16	16	28	2,005	1,917	51.12	48.88



Student Enrollment Statistics by Grade in Haa Dhaalu Atoll

2023/2024

Enrollment in Haa Dhaalu Atoll Islands - as of Nov 2023																																				
Island	Pre K				Kindergarten				Key Stage 1						Key Stage 2						Key Stage 3				Key Stage 4				Key Stage 5				Sub Total		Percentage	
	BN		N		LKG		UKG		GR1		GR2		GR3		GR4		GR5		GR6		GR7		GR8		GR9		GR10		GR11		GR12					
	M	F	M	F	M	F	M	F	M	F	M	F	M	F	M	F	M	F	M	F	M	F	M	F	M	F	M	F	M	F	M	F	M	F	M	F
Finney					8	5	2	2	5	6	3	9	3	5	4	4	7	1	4	3	3	6	3	7	1	5	3	2					46	55	45.54	54.46
Hanimaadhoo	18	22	18	23	18	10	20	14	20	13	26	25	15	18	29	23	23	19	20	27	25	18	21	19	13	10	25	12	6	12			297	265	52.85	47.15
Hirimaradhoo					3	2	3	4	2	4	2	5		2	1	2		2			1	1	3	2		2	2					26	17	60.47	39.53	
Kulhudhuffushi	31	26	62	59	64	59	104	106	102	110	148	105	103	107	114	125	137	109	132	106	136	115	124	113	101	105	97	92	31	42	37	32	1,523	1,411	51.91	48.09
Kumundhoo	7	5	10	6	11	8	11	11	6	7	14	10	12	11	13	4	6	9	8	12	12	11	10	10	15	13	11	4					146	121	54.68	45.32
Kurinbi	2	5	4	2	3		3	9	8	6	4	9	7	6	5	5	2	8	6	5	8	4	7	6	5	6	3	5					67	76	46.85	53.15
Makunudhoo					17	12	18	16	14	11	26	31	14	11	13	14	18	14	16	17	11	13	14	12	14	12	11	16					186	179	50.96	49.04
Naivaadhoo					7	8	5	5	4	5	6	7	5	6	7	10	8	8	7	1	4	6	7	2	2	1	4	4					66	63	51.16	48.84
Nellaidhoo	8	8	12	9	6	9	12	13	9	12	12	14	12	11	7	12	16	10	16	12	16	13	11	19	11	15	12	8	6	8	1	6	167	179	48.27	51.73
Neykurendhoo	3	7	4	6	8	3	4	6	7	5	8	7	10	5	5	8	6	8	12	7	5	3	11	5	3	5	5	9					91	84	52.00	48.00
Nolhivaram	15	14	31	23	21	19	28	24	12	21	27	35	29	21	31	18	35	31	33	29	22	29	24	27	22	26	27	24					357	341	51.15	48.85
Nolhivaranfaru					10	13	13	11	17	13	21	20	20	9	11	19	12	8	21	13	13	8	11	14	11	10	8	13					168	151	52.66	47.34
Vaikaradhoo					9	2	3	9	7	6	6	12	7	12	7	7	8	8	14	8	8	8	7	7	9	9	9	6					94	94	50.00	50.00
Atoll Total	84	87	141	128	182	151	225	229	215	217	305	286	242	222	248	250	280	233	291	240	263	235	251	244	209	217	217	197	43	62	38	38	3,234	3,036	51.58	48.42



Student Enrollment Statistics by Grade in Shaviyani Atoll

2023/2024

Enrollment in Shaviyani Atoll Islands - as of Nov 2023																																					
Island	Pre K				Kindergarten				Key Stage 1						Key Stage 2						Key Stage 3				Key Stage 4				Key Stage 5				Sub Total		Percentage		
	BN		N		LKG		UKG		GR1		GR2		GR3		GR4		GR5		GR6		GR7		GR8		GR9		GR10		GR11		GR12		M	F	M	F	
	M	F	M	F	M	F	M	F	M	F	M	F	M	F	M	F	M	F	M	F	M	F	M	F	M	F	M	F	M	F	M	F	M	F	M	F	M
Bileffahi	6	4	4	1	5	5	5	5	8	2	6	10	7	9	9	7	9	6	3	6	10	1	9	5	8	5	3	3					92	69	57.14	42.86	
Feevah					8	7	8	4	11	6	13	12	4	9	6	7	10	10	6	7	10	6	7	4	7	2	6					89	91	49.44	50.56		
Feydhoo	9	5	5	9	7	11	10	8	5	17	11	15	6	11	13	7	9	9	12	6	11	10	8	14	8	9	9	9					123	140	46.77	53.23	
Foakaidhoo					20	18	19	14	21	16	15	19	24	23	18	20	19	14	21	19	17	25	20	10	17	17	16	24	9	4	4	7	240	230	51.06	48.94	
Funadhoo	21	15	11	14	19	22	21	16	20	31	27	32	25	13	26	26	23	19	35	25	21	25	23	36	18	27	29	15	2	8			321	324	49.77	50.23	
Goidhoo					4	6	10	6	2	7	4	10	6	4	4	5	8	6	9	4	7	7	6	5	5	6	4	2					69	68	50.36	49.64	
Kanditheemu	11	13	6	16	14	13	8	13	12	14	30	19	13	12	15	10	11	8	11	23	14	17	8	10	14	16	13	20					180	204	46.88	53.13	
Komandoo	9	4	4	8			7	8	9	11	13	8	8	12	10	9	12	6	5	8	12	6	12	5	13	13	12	13	6	8	1	2	133	121	52.36	47.64	
Lhaimagu					7	8	4	2	4	9	9	13	8	8	6	8	5	1	7	5	10	9	8	7	9	3	6	5					83	78	51.55	48.45	
Maaungoodhoo	4	5	6	16	10	8	13	8	10	6	16	16	9	3	12	4	10	14	12	13	14	9	7	20	5	8	9	8					137	138	49.82	50.18	
Maroshi	2	5			4	3	5	6	6	2	6	3	4	4	2	3	8	5	2	4	3	3	5	2	4	9	3	7					54	56	49.09	50.91	
Milandhoo					20	14	35	18	26	25	23	28	26	22	26	19	26	17	36	23	35	26	39	35	17	24	26	17	7	13	1	4	343	285	54.62	45.38	
Narudhoo					3	3	5	4	11	7	7	5	3	5	8	3	5	2	11	8	5	6	7	6	8	1	10	3					83	53	61.03	38.97	
Noomaraa					6	4	11	3	4	3	4	2	6	4	6	3	4	4	6	2	2	1	4	5	4	3	5	2					62	36	63.27	36.73	
Atoll Total	62	51	36	64	127	122	161	115	149	156	184	192	149	139	161	131	159	121	180	152	168	155	162	167	134	148	147	134	24	33	6	13	2,009	1,893	51.49	48.51	



Student Enrollment Statistics by Grade in Noonu Atoll

2023/2024

Enrollment in Noonu Atoll Islands - as of Nov 2023																																				
Island	Pre K				Kindergarten				Key Stage 1						Key Stage 2						Key Stage 3				Key Stage 4				Key Stage 5				Sub Total		Percentage	
	BN		N		LKG		UKG		GR1		GR2		GR3		GR4		GR5		GR6		GR7		GR8		GR9		GR10		GR11		GR12					
	M	F	M	F	M	F	M	F	M	F	M	F	M	F	M	F	M	F	M	F	M	F	M	F	M	F	M	F	M	F	M	F	M	F	M	F
Fodhdhoo	5	1		4	2	6	10	4	1	3	7			1	1	3	5	1	2	2	3	4	2	1	4	1	5					47	31	60.26	39.74	
Henbadhoo	13	7	5	8	7	3	13	4	11	4	10	9	7	5	2	10	6	5	7	13	15	6	8	9		5	6	7					110	95	53.66	46.34
Holhudhoo			4	8	11	9	13	17	9	12	20	15	10	12	16	16	12	18	11	20	19	17	12	17	13	15	15	17	13	13	2	1	180	207	46.51	53.49
Kendhikulhudhoo	16	9	17	16	22	18	21	17	26	28	19	13	24	20	16	11	17	14	26	13	20	11	13	23	15	12	12	9	6	11	6	10	276	235	54.01	45.99
Kudafaree					3	7	8	8	6	7	9	12	7	5	5	8	10	7	2	4	6	7	9	9	10	4	9	6					84	84	50.00	50.00
Landhoo	6	8	7	14	2	15	11	6	7	4	8	13	9	7	9	10	9	11	15	12	5	13	7	8	10	7	6	6					111	134	45.31	54.69
Lhohee	7	6	7	8	9	8	11	4	6	7	9	11	10	11	8	4	6	5	14	12	3	7	7	5	6	10	2	7					105	105	50.00	50.00
Maafaru	5	3	11	5	12	6	10	7	8	13	13	16	9	6	12	8	7	7	8	10	8	7	11	7	5	9	8	10					127	114	52.70	47.30
Maalhendhoo	4	5	10	5	5	9	8	8	9	4	12	15	3	8	9	9	8	12	6	9	8	5	8	8	8	8	9	6					107	111	49.08	50.92
Magoodhoo	2	4	3	4		2	4	3	7	4	7	3	3	7	7	4	2	4		5	3	1	8	2	4	1	6	3					56	47	54.37	45.63
Manadhoo	7	4	17	11	10	8	12	23	17	9	19	20	16	13	18	15	18	11	19	16	18	21	19	22	15	21	20	10					225	204	52.45	47.55
Miladhoo					14	5	15	15	15	7	10	12	9	5	10	9	11	6	4	19	8	9	17	11	12	11	12	17					137	126	52.09	47.91
Velidhoo					12	13	14	21	23	19	23	17	17	10	17	10	14	24	18	16	18	17	29	17	15	12	13	11					213	187	53.25	46.75
Atoll Total	65	47	81	83	109	109	150	137	145	121	166	156	124	110	130	117	125	125	132	151	134	125	150	139	117	116	123	109	19	24	8	11	1,778	1,680	51.42	48.58



Student Enrollment Statistics by Grade in Raa Atoll

2023/2024

Enrollment in Raa Atoll Islands - as of Nov 2023

Island	Pre K				Kindergarten				Key Stage 1				Key Stage 2				Key Stage 3				Key Stage 4				Key Stage 5				Sub Total		Percentage					
	BN		N		LKG		UKG		GR1		GR2		GR3		GR4		GR5		GR6		GR7		GR8		GR9		GR10						GR11		GR12	
	M	F	M	F	M	F	M	F	M	F	M	F	M	F	M	F	M	F	M	F	M	F	M	F	M	F	M	F	M	F	M	F	M	F		
Alifushi	9	14	15	12	14	21	15	17	17	13	17	22	20	15	29	14	23	19	16	17	18	11	25	18	23	24	20	10	6	10		5	267	242	52.46	47.54
Angolhitheemu					4	6	6	4	2	4	2	8	7	2	1	4	8	5	2	6	4	3	8	1	1	4	2	1					47	48	49.47	50.53
Dhuvaafaru					40	29	41	37	45	37	44	43	34	40	44	39	27	27	40	28	38	32	41	38	32	35	37	25					463	410	53.04	46.96
Fainu					2	7	6	4	6	2	9	3	4	2	5	3	6	2	6	5	7	5	3	3	4	2	4	2					62	40	60.78	39.22
Hulhudhuffaaruu	6	8	11	8	12	8	8	12	20	15	13	8	10	11	15	18	16	12	10	18	11	14	20	15	22	16	14	6	10	11	16	18	214	198	51.94	48.06
Inguraidhoo	9	7	5	6	9	28	12	18	15	18	24	21	17	13	14	16	17	13	19	12	15	10	8	18	11	11	12	8					187	199	48.45	51.55
Innamaadhoo			4	8	9	5	6	5	5	8	2	8	3	2	5	6	4	4	8	6	5	7	4	4	7	6	7	2					69	71	49.29	50.71
Kinolhas					7	5	7	7	7	5	12	6	8	9	5	7	5	7	8	6	6	5	9	10	4	6	4	5					82	78	51.25	48.75
Maakurathu	2	6	5	6	7	7	17	7	10	14	7	15	8	13	8	12	13	6	16	11	4	12	7	12	6	6	10	6					120	133	47.43	52.57
Maduvvaree	8	11	12	14	19	23	25	22	30	25	24	23	16	18	14	13	22	13	17	20	15	16	17	12	13	15	8	10					240	235	50.53	49.47
Meedhoo	14	13	17	17	17	14	25	27	11	13	23	29	17	15	19	16	19	24	15	20	25	13	17	26	13	18	25	15	15	10	6	17	278	287	49.20	50.80
Rasgetheemu					4		8	5	2	3	8	10	3	3	3	4	2	8	3	6	1	5	6	8	4	2	3	5					47	59	44.34	55.66
Rasmaadhoo	4	4	3	6	4	5	6	8	8	4	11	10	4	5		4	2	6	3	5	11	6	9	3	4	4	10	9					79	79	50.00	50.00
Ungoofaaruu	17	17	12	18	16	22	17	15	20	18	23	32	24	16	15	17	21	27	20	17	19	17	16	17	15	23	17	17					252	273	48.00	52.00
Vaadhoo-1					4	3	6	5	4	2	7	6	6	3	7	4	4	2	5	3	5	5	7	5	2	3	4	3					61	44	58.10	41.90
Atoll Total	69	80	84	95	168	183	205	193	202	181	226	244	181	167	184	177	189	175	188	180	184	161	197	190	161	175	177	124	31	31	22	40	2,468	2,396	50.74	49.26



Student Enrollment Statistics by Grade in Baa Atoll

2023/2024

Enrollment in Baa Atoll Islands - as of Nov 2023																																					
Island	Pre K				Kindergarten				Key Stage 1						Key Stage 2						Key Stage 3				Key Stage 4				Key Stage 5				Sub Total		Percentage		
	BN		N		LKG		UKG		GR1		GR2		GR3		GR4		GR5		GR6		GR7		GR8		GR9		GR10		GR11		GR12		M	F	M	F	
	M	F	M	F	M	F	M	F	M	F	M	F	M	F	M	F	M	F	M	F	M	F	M	F	M	F	M	F	M	F	M	F	M	F	M	F	M
Dharavandhoo					1	1			4	1	2	3		1	1	2		1	3	1	1	1	1	2	1	2	1					15	15	50.00	50.00		
Dhonfanu					6	8	9	13	7	10	8	11	13	11	7	9	9	10	12	7	13	8	7	5	9	12	9	5	5	5			114	114	50.00	50.00	
Eydhafushi	13	7	28	24	8	3	4	3	3	4	3	3	3	8	3	5	2	3	4		5	5	4	9	1	4	4	7					85	85	50.00	50.00	
Fehendhoo					22	12	29	14	29	34	25	29	26	29	17	27	29	27	34	28	31	34	36	40	20	30	30	28	13	23	15	22	356	377	48.57	51.43	
Fulhadhoo					2	1	2		3	3		2	3	1	3	3	2	3	3		1	2		2		1	1	1					20	19	51.28	48.72	
Goidhoo-1	3	4	8	4	4	11	5	8	5	3	3	6	4	7	9	8	4	3	3	6	6	3	7	2	5	5	4	4					70	74	48.61	51.39	
Hithaadhoo				5	6	8	11	8	13	10	11	7	5	7	9	7	8	9	14	8	14	11	15	13	7	7	8	9					121	109	52.61	47.39	
Kamadhoo	3	3	2	6	3	3	3	6	5	5	4	1	1		3	2	3	3	3	3	3	4	2	2	6			7				41	45	47.67	52.33		
Kendhoo	5	7	5	11			14	7	15	15	11	9	8	9	7	7	11	17	15	7	8	6	6	11	10	10	14	5					129	121	51.60	48.40	
Kihaadhoo	5	8	1	7	9	2	9	4	2	2	5	6	2	4	5	10	5	5	5	5	8	7	3	7	5	2	4	8					68	77	46.90	53.10	
Kudarikilu	4	5	4	2	13	1	4	5	5	6	8	7	4	7	8	4	4	3	12	4	5	4	4	4	1	5	3					74	66	52.86	47.14		
Maalhos-1	1	2	8	5	9	8	9	7	7	8	6	7	5	8	6	9	9	4	7	2	6	5	5	7	4	6	1	6					83	84	49.70	50.30	
Thulhaadhoo	11	12	15	13	19	12	13	13	18	20	13	14	19	16	17	18	19	13	12	15	13	7	19	17	14	8	17	14					219	192	53.28	46.72	
Atoll Total	45	48	71	77	102	70	112	88	116	121	99	105	93	108	95	111	105	102	118	94	113	98	109	121	86	88	98	97	18	28	15	22	1,395	1,378	50.31	49.69	



Student Enrollment Statistics by Grade in Lhaviyani and Kaafu Atoll

2023/2024

Enrollment in Lhaviyani Atoll Islands - as of Nov 2023

Island	Pre K				Kindergarten				Key Stage 1				Key Stage 2				Key Stage 3				Key Stage 4				Key Stage 5				Sub Total		Percentage					
	BN		N		LKG		UKG		GR1		GR2		GR3		GR4		GR5		GR6		GR7		GR8		GR9		GR10						GR11		GR12	
	M	F	M	F	M	F	M	F	M	F	M	F	M	F	M	F	M	F	M	F	M	F	M	F	M	F	M	F	M	F	M	F	M	F	M	F
Hinnavaru					26	16	27	26	19	11	37	31	17	21	36	28	19	23	22	17	12	26	28	18	10	20	16	25	5	9	4	6	278	277	50.09	49.91
Kurendhoo	4	7	10	6	12	9	12	15	12	12	19	9	8	16	14	8	8	17	10	8	11	14	11	11	18	10	12	8					161	150	51.77	48.23
Naifaru	10	15	14	14	48	33	51	51	36	54	47	60	41	46	42	49	48	38	38	48	42	38	44	46	40	38	29	29	9	12	4	8	543	579	48.40	51.60
Olhuvelifushi					7	2	8	7	9	9	9	8	5	6	11	6	7	11	9	8	6	6	5	9	8	7	5	10					89	89	50.00	50.00
Atoll Total	14	22	24	20	93	60	98	99	76	86	112	108	71	89	103	91	82	89	79	81	71	84	88	84	76	75	62	72	14	21	8	14	1,071	1,095	49.45	50.55

Enrollment in Kaafu Atoll Islands - as of Nov 2023

Island	Pre K				Kindergarten				Key Stage 1				Key Stage 2				Key Stage 3				Key Stage 4				Key Stage 5				Sub Total		Percentage					
	BN		N		LKG		UKG		GR1		GR2		GR3		GR4		GR5		GR6		GR7		GR8		GR9		GR10						GR11		GR12	
	M	F	M	F	M	F	M	F	M	F	M	F	M	F	M	F	M	F	M	F	M	F	M	F	M	F	M	F	M	F	M	F	M	F	M	F
Dhiffushi	8	7	7	12	11	10	8	18	17	18	12	12	9	10	13	7	12	10	12	11	7	6	10	8	12	15	10	9					148	153	49.20	50.80
Gaafaru					12	16	14	14	16	21	23	26	13	14	11	17	14	18	17	17	16	14	12	5	17	13	14	10					179	185	49.20	50.80
Gulhi					7	4	8	9	6	8	18	7	10	7	4	8	14	6	15	11	6	7	5	6	5	10	8	6					106	89	54.40	45.60
Guraidhoo					14	11	19	10	18	7	19	18	12	15	17	17	19	12	21	19	13	20	16	8	10	16	15	11					193	164	54.10	45.90
Himmafushi	13	6	11	5	16	11	11	16	17	13	9	8	10	9	11	14	9	13	9	8	5	8	10	9	5	7	8	3					144	130	52.60	47.40
Huraa					15	12	22	17	10	13	21	23	12	11	13	11	16	16	9	13	9	13	13	16	14	12	6	10					160	167	48.90	51.10
Kaashidhoo	10	11	22	16	30	16	20	20	16	18	20	23	26	16	22	14	17	19	21	21	23	12	25	14	28	23	20	11					300	234	56.20	43.80
Maafushi	19	13	16	14	20	20	22	26	16	16	29	35	33	25	26	18	24	17	25	23	25	16	14	14	24	14	19	17	4	5			316	273	53.70	46.30
Thulusdhoo	10	7	1	3	13	9	14	4	5	12	20	20	14	9	12	17	8	19	18	12	17	11	11	13	15	8	10	8					168	152	52.50	47.50
Atoll Total	60	44	57	50	138	109	138	134	121	126	171	172	139	116	129	123	133	130	147	135	121	107	116	93	130	118	110	85	4	5			1,714	1,547	52.60	47.40



Student Enrollment Statistics by Grade in Alif Alif Atoll

2023/2024

Enrollment in Alif Alif Atoll Islands - as of Nov 2023

Island	Pre K				Kindergarten				Key Stage 1						Key Stage 2						Key Stage 3				Key Stage 4				Key Stage 5				Sub Total		Percentage	
	BN		N		LKG		UKG		GR1		GR2		GR3		GR4		GR5		GR6		GR7		GR8		GR9		GR10		GR11		GR12					
	M	F	M	F	M	F	M	F	M	F	M	F	M	F	M	F	M	F	M	F	M	F	M	F	M	F	M	F	M	F	M	F	M	F	M	F
Bodufolhudhoo					8	2	17	8	4	8	12	13	3	11	6	5	8	10	6	4	9	11	12	9	7	8	10	8					102	97	51.30	48.70
Feridhoo					6	4	6	8	2	7	10	4	10	3	3	4	6	6	6	3	4	4	10	2	6	6	2	2					71	53	57.30	42.70
Himandhoo	3	5	11	5	6	6	7	7	15	9	9	8	14	9	12	10	7	13	7	12	4	9	20	7	8	1	17	11					140	112	55.60	44.40
Maalhos	10	5	10	3	11	2		7	8	7	6	7	4	7	9	2	6	3	6	7	2	5	5	5	5	8	4	6					86	74	53.80	46.30
Mathiveri	4	4	8	11	9	5	11	16	9	12	10	7	10	11	8	5	10	10	10	8	9	12	9	9	10	11	12	4					129	125	50.80	49.20
Rasdhoo	13	7	11	9	10	13	11	10	9	12	14	9	11	6	14	11	12	6	10	12	15	11	8	7	11	10	11	8					160	131	55.00	45.00
Thoddoo					15	23	15	17	22	19	14	23	22	13	23	16	26	10	21	20	17	15	13	15	20	13	15	12	4	3	4	1	231	200	53.60	46.40
Ukulhas					12	7	13	9	10	26	12	11	11	14	6	16	26	19	17	11	14	10	17	16	16	16	17	7	5				177	177	50.00	50.00
Atoll Total	30	21	40	28	77	62	80	82	79	100	87	82	85	74	81	69	101	77	83	77	74	77	94	70	83	73	87	68	11	8	4	1	1,096	969	53.10	46.90



Student Enrollment Statistics by Grade in Alif Dhaalu Atoll

2023/2024

Enrollment in Alif Dhaalu Atoll Islands - as of Nov 2023

Island	Pre K				Kindergarten				Key Stage 1						Key Stage 2						Key Stage 3				Key Stage 4				Key Stage 5				Sub Total		Percentage		
	BN		N		LKG		UKG		GR1		GR2		GR3		GR4		GR5		GR6		GR7		GR8		GR9		GR10		GR11		GR12						
	M	F	M	F	M	F	M	F	M	F	M	F	M	F	M	F	M	F	M	F	M	F	M	F	M	F	M	F	M	F	M	F	M	F	M	F	M
Dhangethi	6	7	3	1	4	3	5	7	11	12	12	10	9	15	17	8	9	9	6	9	12	4	4	8	10	7	5	4					113	104	52.10	47.90	
Dhiddhoo					1	3					2		1	1			1	1	2					1									7	6	53.80	46.20	
Dhigurah					6	4	3	2	5	5	4	7	6	3	7	4	2	7	4	5	7	7	3	6	3		7	3					57	53	51.80	48.20	
Fenfushi			2				9	7	8	6	14	18	12	6	12	6	8	14	15	14	10	3	10	14	11	5	6	4					117	97	54.70	45.30	
Hagnaameedhoo					3	5	5	7	6	5	8	6	3	4	6	4	9	7	9	2	4	6	5	6	4	4	3	7					65	63	50.80	49.20	
Kunburudhoo			7	2	6	3	2	5	10	8	6	5	5	5	1	3	3	4	7	3	10	6	9	5	5	7	5	6					76	62	55.10	44.90	
Maamingili	17	14	18	15	21	24	22	16	44	20	33	41	28	26	17	17	29	24	23	21	24	25	22	16	33	18	21	17					352	294	54.50	45.50	
Mahibadhoo	16	21	7	15	28	33	28	25	20	32	35	27	20	30	19	24	35	12	26	25	30	26	26	18	24	19	26	21	1	8	1	11	342	347	49.60	50.40	
Mandhoo					1				4	6	3	2	3	4	3	1	1	7	2	2	1		6	2	1	1	1	2					25	28	47.20	52.80	
Omadhoo	4	6	9	12	13	9	14	13	5	9	14	14	13	18	14	10	8	15	16	8	12	13	3	8	12	9	4	10					141	154	47.80	52.20	
Atoll Total	43	48	46	45	82	85	88	82	113	103	131	130	100	112	96	77	105	100	110	89	110	90	88	84	103	70	78	74	1	8	1	11	1,295	1,208	51.70	48.30	



Student Enrollment Statistics by Grade in Vaavu and Meemu Atoll

2023/2024

Enrollment in Vaavu Atoll Islands - as of Nov 2023

Island	Pre K				Kindergarten				Key Stage 1				Key Stage 2				Key Stage 3				Key Stage 4				Key Stage 5				Sub Total		Percentage					
	BN		N		LKG		UKG		GR1		GR2		GR3		GR4		GR5		GR6		GR7		GR8		GR9		GR10						GR11		GR12	
	M	F	M	F	M	F	M	F	M	F	M	F	M	F	M	F	M	F	M	F	M	F	M	F	M	F	M	F	M	F	M	F	M	F		
Felidhoo					1	6	6	4	9	6	6	6	6	4	9	3	8	3	6	9	5	6	6	6	7	4	4	2					73	59	55.30	44.70
Fulidhoo	2	3	3	5	3		2	2	1	3	2	2	6		3	2	5	3	2	6	2	1	3	1	2	2	1	1					37	31	54.40	45.60
Keyodhoo					3	4	6	5	9	12	7	14	6	11	13	8	5	7	9	9	3	12	6	3	14	10	9	8	2	4	5	6	97	113	46.20	53.80
Rakeedhoo							1				1								1								1						2	2	50.00	50.00
Thinadhoo-1													1																				1		0.00	100.00
Atoll Total	2	3	3	5	7	10	15	11	19	21	16	22	18	16	25	13	18	13	17	25	10	19	15	10	23	16	14	12	2	4	5	6	209	206	50.40	49.60

Enrollment in Meemu Atoll Islands - as of Nov 2023

Island	Pre K				Kindergarten				Key Stage 1				Key Stage 2				Key Stage 3				Key Stage 4				Key Stage 5				Sub Total		Percentage					
	BN		N		LKG		UKG		GR1		GR2		GR3		GR4		GR5		GR6		GR7		GR8		GR9		GR10						GR11		GR12	
	M	F	M	F	M	F	M	F	M	F	M	F	M	F	M	F	M	F	M	F	M	F	M	F	M	F	M	F	M	F	M	F				
Dhiggaru	5	8	6	11	13	11	12	8	6	8	22	7	9	12	12	16	5	13	9	14	9	16	15	13	15	14	9	6	5	9	2	6	154	172	47.20	52.80
Kolhufushi	6	3	5	7	6	8	5	7	8	5	11	12	7	9	14	9	6	5	6	8	9	9	5	6	12	9	8	10					108	107	50.20	49.80
Maduvvari					5	5	1	5	1		1	2	4	1	2	3	1	4	2	1	5	2	3	3	5	1	1	1					31	28	52.50	47.50
Mulaku	6	6	8	10	22	18	21	20	15	8	13	14	12	12	13	11	13	11	18	13	12	16	9	18	14	13	13	14	6	17			195	201	49.20	50.80
Muli	2		5	9	9	6	9	6	6	3	14	12	9	11	8	11	10	14	8	8	11	6	10	7	14	11	11	16		5	6	7	132	132	50.00	50.00
Naalaafushi					5	1		2	8	5	5	5	5	3	2	5	7	1	3	2	6	4	1	6									42	34	55.30	44.70
Raiymandhoo						1	5		1			1		2	1				1														8	4	66.70	33.30
Veyvashu					6	1	1		4		4	2	2	1	3	3	7	1	3		4	2	5	5									39	15	72.20	27.80
Atoll Total	19	17	24	37	66	51	54	48	49	29	70	55	48	51	55	58	49	49	50	46	56	55	48	58	60	48	42	47	11	31	8	13	709	693	50.60	49.40



Student Enrollment Statistics by Grade in Faafu and Dhaalu Atoll

2023/2024

Enrollment in Faafu Atoll Islands - as of Nov 2023																																				
Island	Pre K				Kindergarten				Key Stage 1						Key Stage 2						Key Stage 3				Key Stage 4				Key Stage 5				Sub Total		Percentage	
	BN		N		LKG		UKG		GR1		GR2		GR3		GR4		GR5		GR6		GR7		GR8		GR9		GR10		GR11		GR12					
	M	F	M	F	M	F	M	F	M	F	M	F	M	F	M	F	M	F	M	F	M	F	M	F	M	F	M	F	M	F	M	F	M	F	M	F
Bilehdhoo	10	4	11	9	13	12	15	12	9	12	16	17	12	10	15	5	11	13	11	12	12	13	11	6	11	10	6	7	4	3	1	4	168	149	53.00	47.00
Dharanboodhoo					2	3	5	4	4	8	6	5	9	10	10	5	5	8	6	4	4	4	6	5	11	3	7	6					75	65	53.60	46.40
Feeali					12	9	14	13	15	13	11	15	17	9	13	11	13	18	9	10	8	11	13	12	4	16	11	9					140	146	49.00	51.00
Magoodhoo-1	10	8	7	5	6	6	14	7	15	11	9	10	12	8	8	12	10	10	9	3	13	8	6	11	8	6	7	4					134	109	55.10	44.90
Nilandhoo-1					29	22	22	27	18	17	35	26	25	18	21	26	24	14	27	22	14	19	24	16	22	16	19	20	9	22	11	7	300	272	52.40	47.60
Atoll Total	20	12	18	14	62	52	70	63	61	61	77	73	75	55	67	59	63	63	62	51	51	55	60	50	56	51	50	46	13	25	12	11	817	741	52.40	47.60

Enrollment in Dhaalu Atoll Islands - as of Nov 2023																																				
Island	Pre K				Kindergarten				Key Stage 1						Key Stage 2						Key Stage 3				Key Stage 4				Key Stage 5				Sub Total		Percentage	
	BN		N		LKG		UKG		GR1		GR2		GR3		GR4		GR5		GR6		GR7		GR8		GR9		GR10		GR11		GR12					
	M	F	M	F	M	F	M	F	M	F	M	F	M	F	M	F	M	F	M	F	M	F	M	F	M	F	M	F	M	F	M	F	M	F	M	F
Bandidhoo	5		4	6	8	3	6	1	7	5	13	9	3	9	4	8	6	12	6	8	6	7	10	6	3	5	11	6					92	85	52.00	48.00
Hulhudheli			6	8	4	6	15	6	9	11	9	8	7	9	9	6	6	9	8	9	7	8	11	8	9	5	7	6					107	99	51.90	48.10
Kudahuvadhoo					33	33	8	10	20	23	44	39	29	34	26	29	11	6	12	13	27	36	38	34	23	28	10	17	3	15	3	19	287	336	46.10	53.90
Maenboodhoo					4	7	7	4	9	4	10	6	8	6	4	4	4	6	3	3	5	8	8	12	4	8	6	9					72	77	48.30	51.70
Meedhoo-1	7	4	9	10	8	7	16	13	13	7	8	7	8	4	7	7	19	7	11	9	10	9	5	11	12	5	6	4	2	5	1	2	142	111	56.10	43.90
Rinbudhoo					3	2	4	2	3	4		4	1	8	1	4	3	3	2	3	4	1	6	3	3	3	4	3					34	40	45.90	54.10
Atoll Total	12	4	19	24	60	58	56	36	61	54	84	73	56	70	51	58	49	43	42	45	59	69	59	74	54	54	44	45	5	20	4	21	734	748	50.20	51.10



Student Enrollment Statistics by Grade in Thaa Atoll

2023/2024

Enrollment in Thaa Atoll Islands - as of Nov 2023

Island	Pre K				Kindergarten				Key Stage 1				Key Stage 2				Key Stage 3				Key Stage 4				Key Stage 5				Sub Total		Percentage					
	BN		N		LKG		UKG		GR1		GR2		GR3		GR4		GR5		GR6		GR7		GR8		GR9		GR10						GR11		GR12	
	M	F	M	F	M	F	M	F	M	F	M	F	M	F	M	F	M	F	M	F	M	F	M	F	M	F	M	F	M	F	M	F	M	F	M	F
Burunee	4	2	3	2	5	4	6	7	3	4	3	6	7	4	5	4	7	7	5	4	6	7	1	3	1	3	3	5					59	62	48.80	51.20
Dhiyamigili	6	7	7	9	12	6	10	11	10	7	9	5	5	6	9	11	8	11	9	6	9	10	6	7	7	6	9	8					116	110	51.30	48.70
Gaadhiffushi	2	2	1	2	1	5	2	6	3	2	3	2	2	5	1	2	3	3	1	2	3	4	3	1	3	3	2	2					30	41	42.30	57.70
Guraidhoo-1	9	10	10	15	14	13	21	11	10	18	12	17	17	13	17	10	12	16	14	16	14	14	11	8	11	13	24	14	8	9	1	5	205	202	50.40	49.60
Hirilandhoo	9	10	9	7	10	8	10	7	8	8	17	7	8	8	12	13	10	7	9	5	14	6	13	10	15	5	15	16					159	117	57.60	42.40
Kandoodhoo					2	4	5	3	5	8	5	6	3	2	9	4	8	4	4	5	10	8	7	3	6	5	3	1					67	53	55.80	44.20
Kinbidhoo	2	5	6	3	12	4	5	5	9	9	14	12	9	11	6	5	10	2	13	5	13	10	5	10	12	10	7	10					123	101	54.90	45.10
Madifushi	2	4	11	7	8	5	5	15	7	11	9	15	14	8	5	9	10	10	6	10	12	13	10	9	2	6	9	11					110	133	45.30	54.70
Omadhoo-1					2	4	5	9	3	4	3	3	3	2	7	3	1	3	10	4	4	2	3	6	5	3	2	7					48	50	49.00	51.00
Thimarafushi	9	7	6	3	10	9	9	7	12	14	15	10	6	16	9	12	12	8	10	14	15	12	10	11	7	11	12	9					142	143	49.80	50.20
Vandhoo					5	4	4	2	3	1	4	1	4	3	1	1	1	7	5	3	5	4	2	2	6	4	1	1					41	33	55.40	44.60
Veymandoo	8	7	6	7	41	28	57	48	15	15	15	13	16	16	17	12	13	12	17	17	16	12	15	17	17	12	14	14	7	16	4		278	246	53.10	46.90
Vilufushi	3	5	5	8	10	11	11	14	16	9	14	14	5	10	8	16	13	8	15	10	15	12	18	10	4	11	10	14	8	10	6	7	161	169	48.80	51.20
Atoll Total	54	59	64	63	132	105	150	145	104	110	123	111	99	104	106	102	108	98	118	101	136	114	104	97	96	92	111	112	23	35	11	12	1,539	1,460	51.30	48.70



Student Enrollment Statistics by Grade in Laamu Atoll

2023/2024

Enrollment in Laamu Atoll Islands - as of Nov 2023																																				
Island	Pre K				Kindergarten				Key Stage 1						Key Stage 2						Key Stage 3				Key Stage 4				Key Stage 5				Sub Total		Percentage	
	BN		N		LKG		UKG		GR1		GR2		GR3		GR4		GR5		GR6		GR7		GR8		GR9		GR10		GR11		GR12					
	M	F	M	F	M	F	M	F	M	F	M	F	M	F	M	F	M	F	M	F	M	F	M	F	M	F	M	F	M	F	M	F	M	F	M	F
Dhanbidhoo	10	4	8	10	3	6	9	7	4	5	7	15	7	6	10	4	6	6	6	3	6	6	4	2	5	7	10	4					95	85	52.78	47.22
Fonadhoo	20	20	34	26	28	35	26	23	36	29	26	37	42	31	29	27	33	30	35	26	35	26	28	24	29	25	36	32	11	14	10	10	458	415	52.20	47.80
Gan	46	45	46	51	43	50	49	48	38	53	64	48	48	41	47	39	38	50	56	40	43	41	42	45	52	55	47	47	6	19	13	16	678	688	49.63	50.37
Hithadhoo-1					12	7	9	8	12	13	10	12	17	16	14	6	11	11	6	12	11	6	8	9	9	12	14	14					133	126	51.35	48.65
Isdhoo	11	9	6	10	7	9	12	14	10	9	14	8	6	9	11	11	10	7	8	6	16	10	7	5	10	8	15	5					143	120	54.37	45.63
Kalaidhoo					11	5	9	2	8	9	7	8	4	2	10	8	9	6	4	5	5	5	10	10	5	6	10	3					92	69	57.14	42.86
Kunahandhoo	3	3	4	3	4	6	3	5	7	4	5	3	11	9	11	8	6	3	8	8	6	5	5	4	5	4	6	8					84	73	53.50	46.50
Maabaidhoo	5	5	5	7	4	4	6	2	7	8	6	2	3	4	7	7	7	4	8	5	4	3	9	5	6	3	4	12					81	71	53.29	46.71
Maamendhoo-1	8	8	3	13	9	10	4	4	7	6	12	11	9	4	5	7	10	8	8	4	7	10	7	6	10	11	8	5					107	107	50.00	50.00
Maavah	7	3	4	9	10	11	12	10	22	15	25	12	14	10	17	12	15	17	14	15	16	8	15	12	16	17	21	7	8	6			216	164	56.84	43.16
Mundoo					1	2	3	4	4	1	1	1		1		3	2	1	1	1	1	1			2	1	2	1					17	17	50.00	50.00
Atoll Total	110	97	110	129	132	145	142	127	155	152	177	157	161	133	161	132	147	143	154	125	150	121	135	122	149	149	173	138	25	39	23	26	2,104	1,935	52.03	47.97



Student Enrollment Statistics by Grade in Gaafu Alif Atoll

2023/2024

Enrollment in Gaafu Alif Atoll Islands - as of Nov 2023																																					
Island	Pre K				Kindergarten				Key Stage 1						Key Stage 2						Key Stage 3				Key Stage 4				Key Stage 5				Sub Total		Percentage		
	BN		N		LKG		UKG		GR1		GR2		GR3		GR4		GR5		GR6		GR7		GR8		GR9		GR10		GR11		GR12		M	F	M	F	
	M	F	M	F	M	F	M	F	M	F	M	F	M	F	M	F	M	F	M	F	M	F	M	F	M	F	M	F	M	F	M	F	M	F	M	F	M
Dhaandhoo					6	8	9	9	12	11	7	7	6	10	9	8	7	9	8	11	12	5	13	8	7	7	19	6	10	8	4	2	129	109	54.20	45.80	
Dheevadhoo	3			6	2	4	3	3	2	3	7	5	5	3	6		4	3	3	3	4	4	3	3	4	6	4	3					50	46	52.10	47.90	
Gemanafushi	3	3	9	7	23	8	12	18	17	10	13	24	15	13	14	12	20	17	22	11	15	16	12	9	21	17	12	11					208	176	54.20	45.80	
Kanduhulhudhoo					10	1	5	6	10	9	5	3	6	7	4	6	6	7	7	6	9	5	1	5	4	3	3	6					70	64	52.20	47.80	
Kolamafushi					8	6	5	11	5	3	8	12	5	4	9	4	8	3	3	7	6	5	4	3	7	4	6	4					74	66	52.90	47.10	
Kondey	1	3	2	4	4	10	3	2	7	4	5	2	1	2	6	2	1	2	2	5	3		1	2	1	2	1	3					38	43	46.90	53.10	
Maamendhoo					12	12	10	11	13	12	13	16	11	15	10	2	11	9	13	13	12	12	14	7	15	16	15	7					149	132	53.00	47.00	
Nilandhoo					1	3	2	3	8	6	4	7	6	4	4	1	4	4	2	4	5	5	2	5	1	6	5	3					44	51	46.30	53.70	
Vilingili	4	8	8	12	33	21	37	32	33	23	31	28	34	24	32	31	29	35	25	23	30	25	26	23	28	22	29	35	9	15			388	357	52.10	47.90	
Atoll Total	11	14	19	29	99	73	86	95	107	81	93	104	89	82	94	66	90	89	85	83	96	77	76	65	88	83	94	78	19	23	4	2	1,150	1,044	52.40	47.60	



Student Enrollment Statistics by Grade in Gaafu Dhaalu and Gnaviyani Atoll

2023/2024

Enrollment in Gaafu Dhaalu Atoll Islands - as of Nov 2023

Enrollment in Gaafu Dhaalu Atoll Islands - as of Nov 2023																																					
Island	Pre K				Kindergarten				Key Stage 1						Key Stage 2						Key Stage 3				Key Stage 4				Key Stage 5				Sub Total		Percentage		
	BN		N		LKG		UKG		GR1		GR2		GR3		GR4		GR5		GR6		GR7		GR8		GR9		GR10		GR11		GR12						
	M	F	M	F	M	F	M	F	M	F	M	F	M	F	M	F	M	F	M	F	M	F	M	F	M	F	M	F	M	F	M	F	M	F	M	F	M
Fares Mathoda					3	4	14	6	9	8	9	15	10	10	11	7	13	7	13	14	5	5	7	5	12	7	8	9					114	97	54.00	46.00	
Fiyoari					5	5	7	8	5	7	10	10	6	4	8	6	12	5	4	5	13	9	3	7	8	5	9	3					90	74	54.90	45.10	
Gadhdhoo					7	10	10	17	7	13	18	18	14	12	12	13	16	8	16	10	13	11	9	13	14	13	14	7	3	7			153	152	50.20	49.80	
Hodedhdhoo					7	5	11	6	6	8	13	12	10	8	10	8	7	6	20	11	11	4	11	8	14	16	11	7					131	99	57.00	43.00	
Madaveli					14	11	13	10	17	20	15	9	12	9	11	13	8	14	16	9	12	19	21	17	8	15	14	12					161	158	50.50	49.50	
Nadella					11	8	6	4	5	9	16	4	6	11	6	6	7	1	10	6	7	9	3	6	11	3	5	12					93	79	54.10	45.90	
Rathafandhoo					2	4	8	1	5	5	5	2	6	2	5	2	4	5	2	3	3	2	7	2	6	3	3	4					56	35	61.50	38.50	
Thinadhoo	31	34	43	44	42	54	63	53	59	61	63	80	59	54	59	39	70	48	79	58	52	54	55	46	55	58	49	52	12	14	17	20	808	769	51.20	48.80	
Vaadhoo									1	7	7	4	7	3	5	6	5	2	4	3	4	5	2	3	6	4	7	2					48	39	55.20	44.80	
Atoll Total	31	34	43	44	91	101	132	105	114	138	156	154	130	113	127	100	142	96	164	119	120	118	118	107	134	124	120	108	15	21	17	20	1,654	1,502	52.40	47.60	

Enrollment in Gnaviyani Atoll Islands - as of Nov 2023

Enrollment in Gnaviyani Atoll Islands - as of Nov 2023																																					
Island	Pre K				Kindergarten				Key Stage 1						Key Stage 2						Key Stage 3				Key Stage 4				Key Stage 5				Sub Total		Percentage		
	BN		N		LKG		UKG		GR1		GR2		GR3		GR4		GR5		GR6		GR7		GR8		GR9		GR10		GR11		GR12						
	M	F	M	F	M	F	M	F	M	F	M	F	M	F	M	F	M	F	M	F	M	F	M	F	M	F	M	F	M	F	M	F	M	F	M	F	M
Fuvammulah	25	22	58	54	66	59	61	76	95	85	85	98	85	71	92	84	105	105	105	81	104	82	122	106	109	107	84	94	17	40	16	30	1,229	1,194	50.70	49.30	
Atoll Total	25	22	58	54	66	59	61	76	95	85	85	98	85	71	92	84	105	105	105	81	104	82	122	106	109	107	84	94	17	40	16	30	1,229	1,194	50.70	49.30	



Student Enrollment Statistics by Grade in Seenu Atoll and Greater Male' Region

2023/2024

Enrollment in Seenu Atoll Islands - as of Nov 2023																																				
Island	Pre K				Kindergarten				Key Stage 1						Key Stage 2						Key Stage 3				Key Stage 4				Key Stage 5				Sub Total		Percentage	
	BN		N		LKG		UKG		GR1		GR2		GR3		GR4		GR5		GR6		GR7		GR8		GR9		GR10		GR11		GR12					
	M	F	M	F	M	F	M	F	M	F	M	F	M	F	M	F	M	F	M	F	M	F	M	F	M	F	M	F	M	F	M	F	M	F	M	F
Feydhoo-1					10	11	14	17	13	19	33	29	23	29	30	24	36	21	31	18	34	30	17	21	19	19	22	22					282	260	52.00	48.00
Hithadhoo	28	27	82	66	124	116	144	112	107	112	146	141	122	145	118	116	133	128	120	111	143	98	137	128	136	142	111	119	70	82	75	97	1,796	1,740	50.80	49.20
Hulhumeedhoo					5	5	11	12	28	18	26	30	24	17	23	22	26	23	22	21	25	24	26	27	28	27	29	17					273	243	52.90	47.10
Maradhoo					17	17	17	16	32	32	35	34	34	29	26	26	30	29	24	25	35	32	26	29	28	31	28	29					332	329	50.20	49.80
Meedhoo-2	10	5	14	14	11	8	11	15																					46	42	52.30	47.70				
Atoll Total	38	32	96	80	167	157	197	172	180	181	240	234	203	220	197	188	225	201	197	175	237	184	206	205	211	219	190	187	70	82	75	97	2,729	2,614	51.10	48.90

Enrollment in Greater Male' Region - as of Nov 2023																																				
Island	Pre K				Kindergarten				Key Stage 1						Key Stage 2						Key Stage 3				Key Stage 4				Key Stage 5				Sub Total		Percentage	
	BN		N		LKG		UKG		GR1		GR2		GR3		GR4		GR5		GR6		GR7		GR8		GR9		GR10		GR11		GR12					
	M	F	M	F	M	F	M	F	M	F	M	F	M	F	M	F	M	F	M	F	M	F	M	F	M	F	M	F	M	F	M	F	M	F		
Hulhumalé	175	174	207	202	360	306	443	387	473	483	591	584	480	418	462	429	499	495	489	426	405	379	419	405	394	367	321	317					5,718	5,372	51.60	48.40
Malé	432	448	728	670	813	781	873	760	854	829	965	948	894	884	887	847	972	866	1,037	904	973	899	929	974	1,026	943	954	941	706	846	550	686	13,593	13,226	50.70	49.30
Vilimalé	17	17	35	24	44	36	41	44	37	30	51	49	35	34	33	34	29	30	33	41	35	22	31	37	26	27	26	29					473	454	51.00	49.00
Atoll Total	624	639	970	896	1,217	1,123	1,357	1,191	1,364	1,342	1,607	1,581	1,409	1,336	1,382	1,310	1,500	1,391	1,559	1,371	1,413	1,300	1,379	1,416	1,446	1,337	1,301	1,287	706	846	550	686	19,784	19,052	50.90	49.10



Schools, Student Enrollment, and Teacher Distribution by Locality

2023/2024

Schools, Student Enrollment, and Teacher Distribution by Locality - as of Nov 2023											
Locality	Schools			Students			Teachers				
	Enrol. Less than 500	Enrol. Greater than or equal to 500	Total	Male	Female	Total	Local		Expat		Total
							Male	Female	Male	Female	
Greater Male' Region	14	28	42	19,784	19,052	38,836	301	2,516	172	205	3,194
Haa Alifu	19	2	21	2,005	1,917	3,922	62	340	66	70	538
Haa Dhaalu	18	4	22	3,234	3,036	6,270	112	468	84	58	722
Shaviyani	19	2	21	2,009	1,893	3,902	148	290	66	40	544
Noonu	24		24	1,778	1,680	3,458	79	358	54	54	545
Raa	23	2	25	2,468	2,396	4,864	145	366	76	61	648
Baa	22	1	23	1,395	1,378	2,773	70	305	64	53	492
Lhaviyani	4	2	6	1,071	1,095	2,166	37	165	24	26	252
Kaafu	14	1	15	1,714	1,547	3,261	48	236	57	38	379
Alifu Alifu	12		12	1,096	969	2,065	56	167	32	33	288
Alifu Dhaalu	15	2	17	1,295	1,208	2,503	42	234	59	30	365
Vaavu	6		6	209	206	415	11	70	10	16	107
Meemu	12		12	709	693	1,402	33	135	34	41	243
Faafu	6	1	7	817	741	1,558	57	111	18	10	196
Dhaalu	8	1	9	734	748	1,482	50	171	27	24	272
Thaa	23		23	1,539	1,460	2,999	85	267	58	54	464
Laamu	21	2	23	2,104	1,935	4,039	71	347	71	57	546
Gaafu Alifu	12	1	13	1,150	1,044	2,194	43	215	46	45	349
Gaafu Dhaalu	14		14	1,654	1,502	3,156	39	271	65	65	440
Gnaviyani	5	2	7	1,229	1,194	2,423	20	234	22	20	296
Seenu	8	4	12	2,729	2,614	5,343	62	422	84	51	619
Atolls Total	285	27	312	30,939	29,256	60,195	1,270	5,172	1,017	846	8,305
Nationwide	299	55	354	50,723	48,308	99,031	1,571	7,688	1,189	1,051	11,499



Teaching for Sustainable Development

-  MoEduMv
-  www.moe.gov.mv
-  @moedu_mv
-  Ministry of Education - Republic of Maldives



Ministry of Education
Republic of Maldives